



DCM-270BAH

SANITARY CUBELET ICE MACHINE/DISPENSER



DCM-270BAH
03/31/17
Item # 13116

Item #: _____
Project: _____
Qty: _____
AIA#: _____

W x D x H
16⁹/₁₆" x 24¹/₈" x 31¹¹/₁₆"


SD-270
16¹/₂" x 24" x 35³/₁₆"


DCM-270BAH
Air-Cooled
Shown with optional
SD-270 Stand

*SD-270 door is reversible



Features

- ▶ Durable stainless steel exterior
- ▶ Advanced CleanCycle24™ design 
- ▶ Stainless steel auger with greaseless bearing

- Up to 282 lbs. of ice production per 24 hours, with 10 lbs.* built-in storage
- CleanCycle12 - Every 12 hours, unit performs 20 minute purge to rid itself of impurities
- 2 second flush cycle every hour
- Easy to chew, cubelet ice
- Flush cycle removes sediment for cleaner ice
- Protected by H-GUARD Plus Antimicrobial Agent 
- Dispenses ice and water
- R-404A Refrigerant

Warranty:

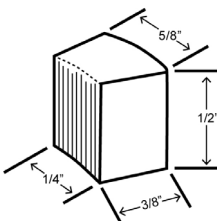
3 Year Parts & Labor on entire machine.
5 Year Parts on Compressor; air-cooled condenser coil.
Valid in United States, Canada, Puerto Rico and U.S. Territories. Contact factory for warranty in other countries.

*Rated in accordance with AHRI Standard 820 (I-P)



Condenser	Model	ICE PRODUCTION			WATER USAGE			ELECTRICAL			Heat Rejection BTU/hr.	Shipping Weight	ENERGY STAR®
		Air / Water Temp Lbs. per 24 hours 70°/ 50°F	90°/ 70°F	Type of Ice (Hardness Rating)	Potable Gal. per 100 lbs. 90°/ 70°F	Condenser Gal. per 100 lbs. 90°/ 70°F	kWh Used per 100 lbs. 90°/ 70°F	Max. Fuse Size or HACR Circuit Breaker	Amperage	Voltage			
Air-Cooled	DCM-270BAH	282	215	Cubelet (90)	12.0	N/A	7.6	15A	8.5A	115V/60/1	3,532	170 lbs.	

Cubelet Dimensions*



* approximate size in inches, image not to scale

Operating Limits

- Ambient Temp Range 45 - 100°F
- Water Temp Range 45 - 90°F
- Water Pressure 10 - 113 PSIG
- Voltage Range 104 - 127V

Service

- Allow 6" (15 cm) clearance at rear and sides for proper air circulation and ease of maintenance/ service should they be required. Allow 24" (61 cm) clearance at top to allow for removal of the auger.

Plumbing

- Icemaker Water Supply Line: Minimum 1/4" Nominal ID Copper Water Tubing or Equivalent
- Icemaker Drain Line: Minimum 3/4" Nominal ID Hard Pipe or Equivalent



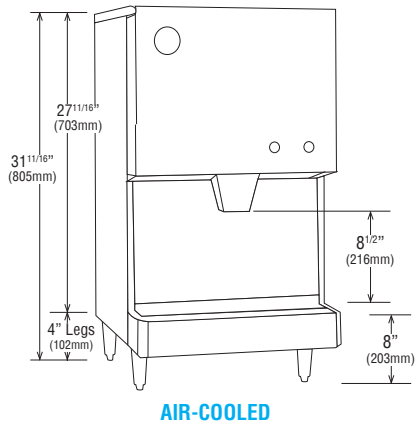
DCM-270BAH

SANITARY CUBELET ICE MACHINE/DISPENSER

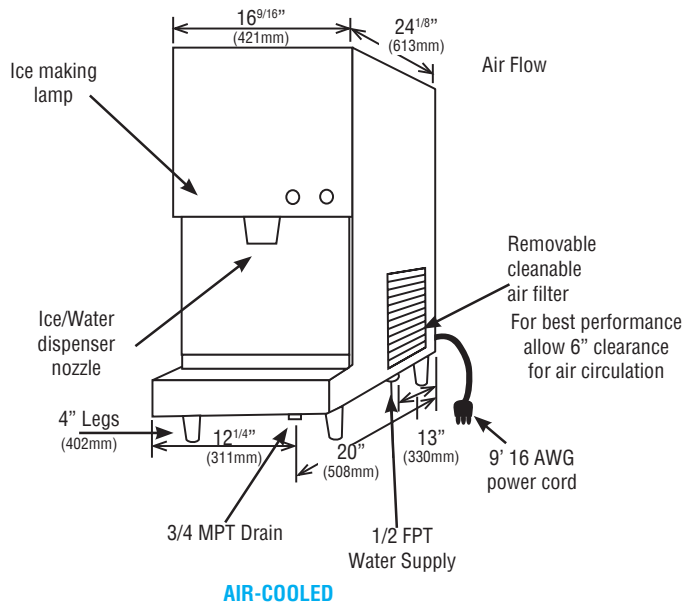


DCM-270BAH
03/31/17
Item # 13116

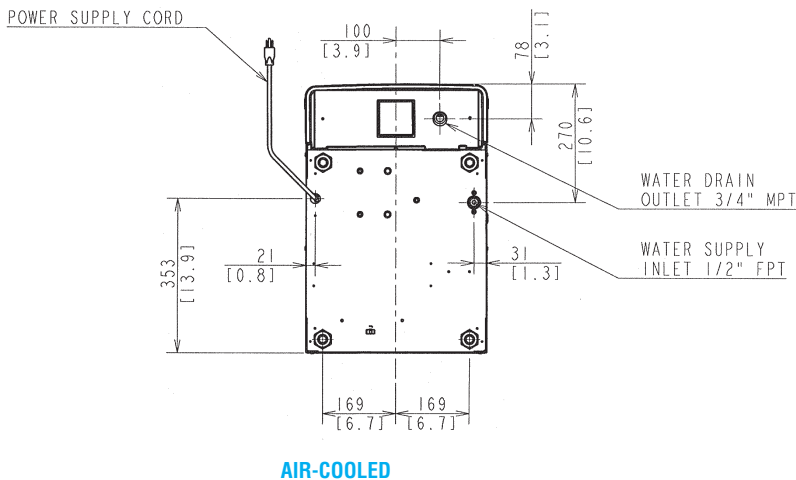
FRONT VIEW



SIDE VIEW



REAR VIEW



inch
[mm]

