



PF/SF Bins



ICE STORAGE BIN SERIES




PF/SF Bins
05/04/18
Item # 13163

Item #: _____
 Project: _____
 Qty: _____
 AIA#: _____

PF - PVC Coated Galvanized Steel Finish
SF - Stainless Steel Finish



Features

- ▶ Protected by H-GUARD Plus Antimicrobial Agent 
- ▶ Polyethylene bin liner for sanitary storage
- ▶ Sturdy construction for side-by-side or stacked ice machine installation

- Ice storage capacity from 250 lbs. up to 900 lbs.
- Both surfaces are designed for easy cleaning
- Long lasting attractive appearance
- Foamed-in-place polyurethane insulation, in all bin walls and bottom, provides dependable ice storage
- H-GUARD Plus Antimicrobial adds extra protection to the ice scoop (included)

BD Bins

- Fit 24" - 24 1/2" deep ice machine without top kit extension



CANADIAN ENERGY PERFORMANCE VERIFIED
RENDEMENT ENERGETIQUE VERIFIE



Warranty:

2 Year Parts & Labor (Production prior to January 2012)
 3 Year Parts & Labor (Production January 2012 and after)
 Valid in United States, Canada, Puerto Rico and U.S. Territories. Contact factory for warranty in other countries.

Model Number	Exterior Dimensions W x D x H*	Application Storage Capacity †	Cubic Volume	Interior Dimensions W x D x H	Shipping Weight
B-250PF	30" x 32.3" x 33.4"	250 lbs.	10.30 ft ³	27" x 27.7" x 23.7"	130 lbs.
B(D)-300PF/SF	22" x 32.3" x 46"	300 lbs.	11.51 ft ³	19" x 27.7" x 37.6"	135 lbs.
B(D)-500PF/SF	30" x 32.3" x 46"	500 lbs.	16.33 ft ³	27" x 27.7" x 37.6"	155 lbs.
B-700PF/SF	44" x 32.3" x 46"	700 lbs.	24.77 ft ³	41" x 27.7" x 37.6"	200 lbs.
B-800PF/SF	48" x 32.3" x 46"	800 lbs.	26.90 ft ³	45" x 27.7" x 37.6"	210 lbs.
B-900PF/SF	52" x 32.3" x 46"	900 lbs.	29.59 ft ³	49" x 27.7" x 37.6"	220 lbs.

*Height includes 6" legs

† Capacity based on volume x 30 lb/ft³ average density of ice.



PF/SF Bins

ICE STORAGE BIN SERIES



PF/SF Bins
05/04/18
Item # 13163

Ice Machine Model Application

	22" Width	22" Width	30" Width	30" Width	44" Width	44" Width	48" Width
	KM-340M KM-515M KM-600M KM-650M F-450M F-801M F-1002M	KMD-410M* KMS-822M* FD-650M-C* FD-1002M-C*	KM-901M KM-1340M KM-1601M KML Series F-1501M F-2001	KMD-460M* KMD-530M* KMD-850M* KMD-901MRH IM-500S KMS-1401M* KMS-2000M*	2 KM-340M 2 KM-515M 2 KM-600M 2 KM-650M 2 F-450M 2 F-801M 2 F-1002M	2 KMD-410M 2 KMS-822M 2 FD-650M-C 2 FD-1002M-C	KM-1301S KM-1400S KM-1601S KM-1900S KM-2100S KM-2500S
Bins B-300PF/SF	—	N/A	N/A	N/A	N/A	N/A	N/A
Bins B-250PF B-500PF/SF	NEED HS-2033	NEED HS-2033 & HS-2129	—	NEED HS-2129	N/A	N/A	N/A
Bins B-700PF/SF	NEED HS-2035	NEED HS-2035 & HS-2130	NEED HS-2034	NEED HS-2034 & HS-2130	—	NEED HS-2130	N/A
Bins B-800PF/SF	NEED HS-2035 & HS-2032	NEED HS-2035 & HS-2032/ 2131	NEED HS-2034 & HS-2032	NEED HS-2131 & HS-2034/2032	NEED HS-2032	NEED HS-2032 & HS-2131	—
Bins B-900PF/SF	NEED HS-2035 & HS-2033	NEED HS-2035 & HS-2033/ HS-2132	NEED HS-2035	NEED HS-2132 & HS-2035	NEED HS-2033	NEED HS-2033 & HS-2132	NEED HS-2032

— No top kit necessary | N/A Combination of ice maker and bin is not possible

BD Bins fit 24" - 24 1/2" deep ice machine without Top Kit extension.

† **BD-300PF/SF:** KMD-410M, KMS-822M, FD-650M-C, FD-1002M-C

‡ **BD-500PF/SF:** KMD-460M, KMD-530, KMD-850

* Any KMS or FD on bin need Top Kit Extension:

- HS-2129 - for use with B-500 bins

- HS-2130 - for use with B-700 bins

- HS-2131 - for use with B-800 bins

- HS-2132 - for use with B-900 bins*

(excludes KMS-830MLH)

HS-2032 - 4" ABS Top Kit

HS-2033 - 8" ABS Top Kit

HS-2034 - 14" ABS Top Kit

HS-2035 - 22" ABS Top Kit

HS-2036 - (2) 4" ABS Top Kits

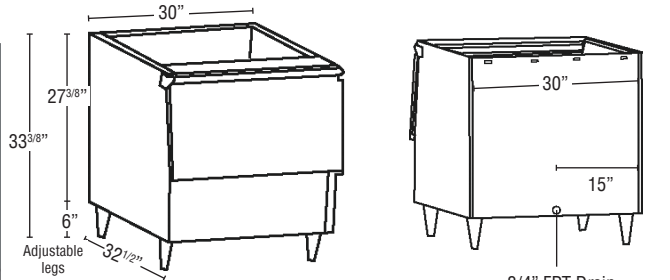
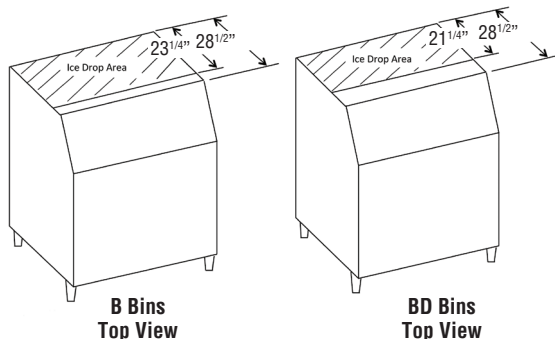
HS-2111 - 11.3" x 26.2" Stainless

Cover/Separator

HS-2148 - 30" x 3.1" Stainless


Cover

HS-2160 - 2 KM-901M



B-250PF

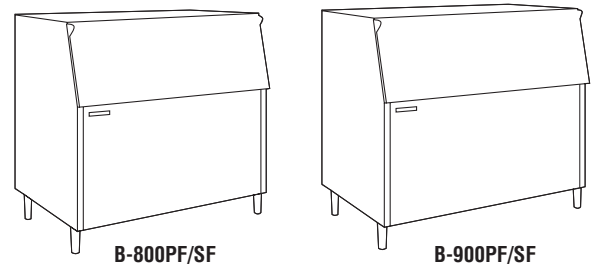
3/4" FPT Drain



**B-300PF/SF
BD-300PF/SF**

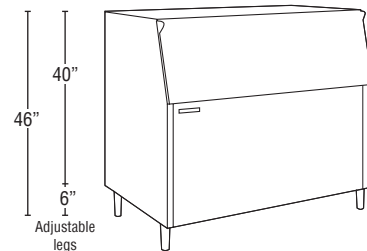
**B-500PF/SF
BD-500PF/SF**

B-700PF/SF



B-800PF/SF

B-900PF/SF



Bin Height

- B-300PF/SF**
- BD-300PF/SF**
- B-500PF/SF**
- BD-500PF/SF**
- B-700PF/SF**
- B-800PF/SF**
- B-900PF/SF**

